

Tested and proven Tools for learning Italian





The guide is created from the learning experience of "Vitality" ESC project volunteers 2022/2023 (Bergolo, Italy). International participants found their own ways of successfully studying Italian. And now they give tools and tips to people with different language levels and from different cultures.




Duolingo

"Duolingo's" main focus is gamified learning that aims to develop multiple skills. It gives you a foundation in grammar and vocabulary, then targeting reading, writing, speaking and listening skills with fun activities. Lessons are broken down into small chunks, making it easier to work a few minutes of learning into even the busiest schedule. "Duolingo's" method also allows you to set goals and be rewarded for your diligence.



Mosalingua

"Mosalingua" is an application with flash cards for vocabulary. The goal is to learn vocabulary in your long term memory with the help of repetition. Every day you discover the word and have a revision of words and phrases you have learned before. Application will let you know, if you learn the word perfectly and put it out.



Applications

Sofia, Greece




The good thing about "Duolingo" is that you never get tired, when you do exercises. I can make 1 hour and more and never get bored.



Timothe, France

"Mosalingua" also has a website. I paid the "Premium version" and now I have videos and books. But you can have dialogues for free – it starts from very simple and little by little you go to real conversations. If you go to web version you can create your own flash card as well. When I don't understand the concept of the word – I put in the application and it appears in different variations.



Milica, Serbia



I didn't start learning Italian with some goal. I just like the language. And I enjoyed having "Duolingo" as a part of my daily routine. I approached it like a game, like a fun. I was using the app for 2,5 years every day at least from 10 to 15 min. I started very slow from basic and learned Italian until A2.

Applications



Italki

The app connects you with language teachers from around the world for 1-on-1 lessons. There are teachers for every budget, for ex, you can have a session for 5 euros.



Tandem

The app helps to find a language exchange partner. For ex, you speak Italian and English and they connect you with someone who knows both languages. It's not an app to teach a language. It's a way to practice speaking if you have the basics of the language. It's a useful tool to get feedback and learn how the language is spoken in everyday life. The app helps to overcome the fear of talking and gives confidence.



Babbel


The app is about vocabulary in different topics. You learn dialogues, smth about routine, very simple ones. For ex, how to speak with an assistant in a shop or make an appointment at medical center.



Wordbit

When you setup an app, every time you unlock your phone the word in Italian appears on your screen. Then you can see the translation and visualization of the word.

Youtube channels



Italiano
automatico




The principle of this channel is that you have instructions how to learn Italian with its videos – 7 tips. If you start from watching these rules you will understand exactly what this channel is about and it will make your journey easier and more pleasant.

<https://www.youtube.com/@italianoautomatico>



Timothe, France

Personally I use this channel because it has all needed content. The variety of content refers to the “natural methodology” that the blogger uses. This principle is like you learn language as if you were a kid. First you listen, you get use to the language. Then you start to talk, so you practice. Then you go the writing skill and you don't over think about grammatical thing. With this channel you get totally immersed in the language.



Le 7 regole di
Italiano Automatico



Youtube channels



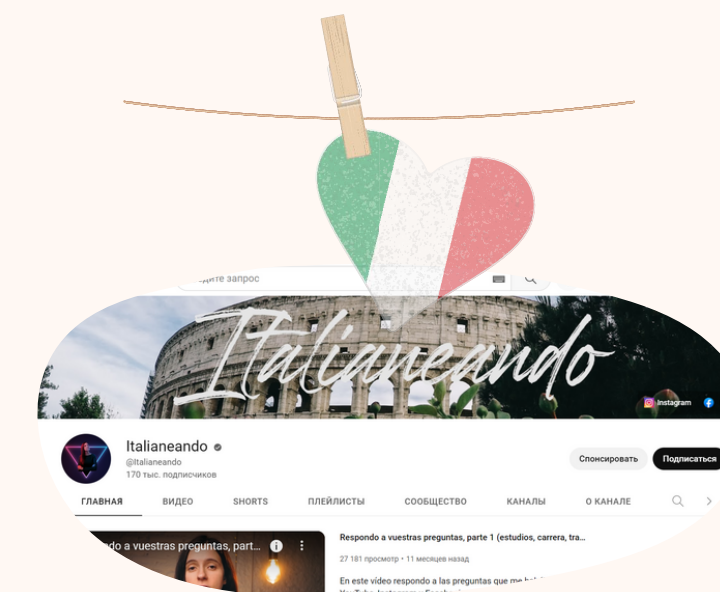
The blogger of this channel speaks English and gives a lot of nice and funny tips, for ex, “how not to offend italians”, “how to start conversation in 5 steps” or “how to learn Italian alphabet in 6 min”. Besides, the main curiosity of the channel is big amount of audibooks in Italian – simple and more advanced – with English and Italian subtitles presented in a very good visual way.



The blogger speaks Italian with English subtitles about very different topics. He speaks slow, so there is a good chance for beginners to start talking.



The channel is about daily conversations. How to sound natural when you speak Italian and how to use the same words, phrases and idioms in different situations.



The channel is for Spanish people with a course of different levels (A1, A2 etc.) of learning Italian. Studying with this source it's like having some kind of class. It has a good structure and different kinds of content – grammar, listening and vocabulary. You can also download a book of exercises from this channel and do them by yourself.

Raul, Spain



I started to learn Italian with Youtube and my progress is huge. At the beginning I thought that I will never be able to speak that language. But channels gave me good base. Then I overcame fear of speaking by doing it with mistakes and don't care about them. I don't care even about mixing Italian with Spanish and Catalan sometimes. Now I am able to maintain long conversation and discuss complex topics.

Books



Famous brand „ASSIMIL” offers to learn Italian from the beginning until B2. The purpose of the book is to learn Italian with dialogues. Each conversation has a translation in your language. The pronunciation and accents are explained. Then you have exercises, which little by little are becoming harder. Then there is a revision of grammar. Every 7 lessons there is also an explanation what you have learned before. And when you arrive in the middle of the book, you go back to the 1 lesson. You hide with the special bookmark the Italian version of dialogues and start to translate them in Italian one by one. During the last lessons you have a lot of repetitions, so you are able to translate. With this technique the progress you made is very visible and gives you a lot of inspiration to continue studying. The book is great, but you have to be very regular with studying.

You can find everything about Italian in sense of grammar in this book. It contains even the slightest details. You learn the rules. You learn why the word is the way it is, why the language is the way it is. With this book it is easy to start building phrases and to put words in the right places. The tutorial also teaches how to conjugate the verbs and contains a huge vocabulary. If you want to make a progress, you need to practice consistently every day, review the same material. It is helpful to combine the book with exercises, for ex, “Duolingo”




Books



Mia, Ukraine

I started to learn Italian with reading a novel. I was translating every word – if it didn't make any sense, I was translating the phrases. I did 1 page every day and in a month I finished the book. And I started to speak very slowly in grammatically correct sentences. It is not the easiest way of learning, but it was quite interesting to read the book and to understand the plot. You can do it with fairytales or criminal stories, if you prefer them. The important thing is not to choose the book with specific topic. In my case I prefer novels about nowadays, with normal problems and joies that can happen in my life.



Raul, Spain

Reading will create in your brain the structure of language that will give you the ability to speak. Try to read a lot.



Milica, Serbia

It helps when you have a book in your language and in Italian and read both of them at the same time.



Tips



Timothee, France

I study with the app every day for just 10 minutes. Each round they suggest you to learn 5 words. Imagine how many words you will learn in one year.



Sofia, Greece

Try to start practicing even if you are a full beginner. You will notice that you know more than you expected.



Raul, Spain

Try to find something cultural from language - music, videos. Your year starts opening to the sound of language little by little. Try to learn in the context and your vocabulary will grow in a more natural way. Use every possibility to speak - at the supermarket or post office. Even if it is hard - fight, put effort into that.



Milica, Serbia

I try to be in touch with Italian people directly. If there is someone speaking English or knows Italian better than me I rely on them. But when I am alone my mind is trying so hard to build the conversation.



Mia, Ukraine

I use cards with word, translation and image. It helps to repeat the words. Also if you want to remember one word, you have to repeat it in several different situations.

I learn nouns with articles, because it can be for ex, "she" in Ukrainian, but "he" in Italian - il systema.

The volunteers who take part in "Vitality" project have a possibility to attend Italian language 2 hours session once per week at school. The sessions are for free.

The organizations Vagamondo and New Wellness Education - the entities involved in the "Vitality" project

Via Roma, 20, 12074 Bergolo CN, Italy

 @AssociazioneVagamondo
@newwellnesseducation

 @associazione_vagamondo
@newwellnesseducation

<https://vitalityvolunteer.wixsite.com/>

